

# WEST END TOWNHOUSES: BASE + CASING

**Mark Brautlacht**

---

**From:** Danielle Gruppo <danielle@gaviganandgruppo.com>  
**Sent:** Monday, February 11, 2019 3:59 PM  
**To:** Mark Brautlacht  
**Cc:** Holycross, Amber M.; Nicole Gavigan  
**Subject:** Re: The West End deliverables

Mark,

We like:  
Casings - H2B  
Base - H1C

SEE PROFILES  
ATTACHED

We also like just plain flat molding too, I didn't see that as an option.

I'll send you the bathroom accessory selections soon, sorry that slipped by.

I think your allotments are good (similar to Delta Trinsic Collection at first glance).

The only thing I think should be upped is an installed shower curtain rod (not tension):

<https://www.signaturehardware.com/bathroom/shower-curtain-rods/straight-shower-rods/straight-shower-curtain-rod.html>

^This is a nice one because many finish options, \$90

# WEST END TOWN HOUSES

## Casing



5/8" x 3-9/16"  
H43A



1-1/8" x 3-1/2"  
H37B



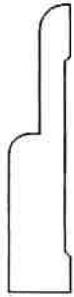
3/4" x 3-1/2"  
H37C



9/16" x 3-1/2"  
H44A



5/8" x 3-1/2"  
H9A



3/4" x 3-1/2"  
H20A



1" x 3-1/2"  
H19A



3/4" x 3-1/2"  
H13B




3/4" x 3-1/2"  
H13C



3/4" x 3-1/2"  
H26A



3/4" x 3-1/2"  
H29A



1" x 3-1/2"  
H2A



11/16" x 3-7/16"  
H2B



15/16" x 3-7/16"  
H19B



11/16" x 3-3/8"  
H5A



5/8" x 3-3/8"  
H14B



13/16" x 3-3/8"  
H63A



7/8" x 3-1/4"  
H63B




7/8" x 3-1/4"  
H63C



11/16" x 3-1/4"  
H13D

# WEST END TOWN HOUSES

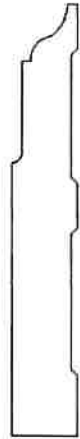
## Base



13/16" x 5-5/16"  
H1B



5/8" x 5-5/16"  
H46B




3/4" x 5-1/4"  
H46C



1/2" x 5-1/4"  
H6D



3/4" x 5-1/4"  
H42B



13/16" x 5-3/16"  
H1C



3/4" x 5-3/16"  
H1D



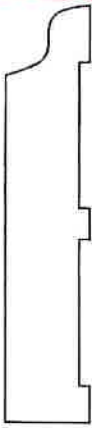
3/4" x 5-3/16"  
H5C



5/8" x 5-3/16"  
H7A



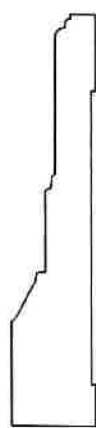
13/16" x 5-1/8"  
H28D



1" x 5"  
H20C



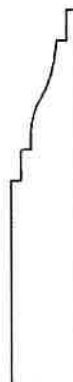
1/2" x 5"  
H8C



1/2" x 4-15/16"  
H7B



11/16" x 4-7/8"  
H9C



7/8" x 4-1/2"  
H9D